

# Chelino

PLATINUM



## BUZZ LUX STROLLER

---

CHELINOBABY GROUP OF COMPANIES.  
NO. 12 KIMBERLITE ROAD, THETA EXT 5,  
BOOYSENS RESERVE, JHB, 2091, SA.  
Tel: +2711 8352520

[www.chelinobaby.co.za](http://www.chelinobaby.co.za)



**IMPORTANT: READ CAREFULLY AND KEEP FOR FUTURE REFERENCE.**

**WARNING!** Never leave your child unattended.

**WARNING!** Ensure that all the locking devices are engaged before use.

**WARNING!** To avoid injury ensure that your child is kept away when unfolding and folding this product.

**WARNING!** Do not let your child play with this product.

**WARNING!** Use a harness as soon as your child sit unaided.

**WARNING!** Check out the pram body or seat unit or car seat attachment devices are correctly engaged before use.

**WARNING!** This product is not suitable for running or skating.

**WARNING!** Always apply the brakes when the stroller is stationary, and when placing and removing children. When the parking brake is used, always test it is properly applied by pushing on the handle of the stroller.

**WARNING!** Parcels, accessories and other items (e.g. hand bags, shopping bags, etc.) that are placed on the handles, back of the backrest or sides of the stroller will affect the stability of the stroller and cause the serious injury.

**WARNING!** Do not lift and carry the stroller with a child in it.

**WARNING!** Do not use stroller on steep slopes, stairs, escalators, beaches, mud, etc.

**WARNING!** Ensure that children are clear of moving parts before making adjustments.

**WARNING!** The product is designed to carry only a child at a time.

**WARNING!** DO NOT attempt to lift the seat unit/bassinette by the bumper bar. The bumper bar is NOT a carry handle.

**WARNING!** Do not use replacement parts or accessories other than those approved by the manufacture as others may render the product unsafe.

**WARNING!** Do not load the basket with a weight in the excess of 2kg.

**SEAT UNIT MODE:**

**WARNING!** Always use the restraint system.

**WARNING!** The product is suitable for children from 6 months to 15kg.

**WARNING!** This seat unit is not suitable for children under 6 months.

**WARNING!** Do not allow your child to climb unassisted into or out of the stroller.

**BASSINETTE MODE :**

**WARNING!** Never use the bassinette without the chassis.

**WARNING!** The bassinette is not a carrycot. DO NOT attempt to lift or carry the bassinette/seat unit by the bumper bar. The bumper bar is not a handle.

**WARNING!** Before making adjustments to the stroller, ensure that the child's body is clear of any moving parts.

## CARE AND MAINTENANCE

---

- Fabric : Sponge clean only with a mixture of water and mild detergent. Do not iron.
- Do not bleach.
- Periodically check for loose and broken parts.
- Exposing the stroller to direct sunlight for long periods may cause fading. If the stroller becomes wet, dry the metal parts and store it at cool and ventilate.

Due to variation on the styles and designs of our products, the photographs and illustrations shown in this manual are generic. Therefore products fabric, colour and design may vary from images shown, Chelino reserves the right to alter products specifications.

# CONTENTS

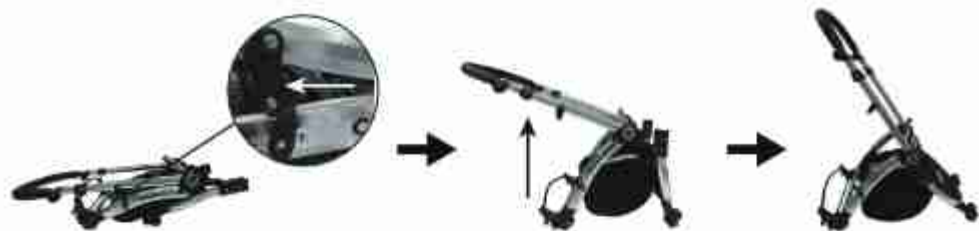
---



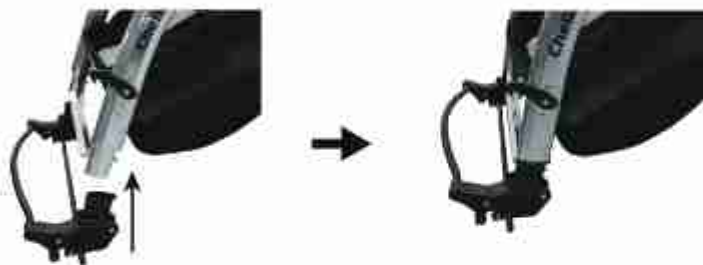
A. Main chassis  
B. Stroller handle  
C. Canopy  
D. Seat cover  
E. Folding latch  
F. Multi-frame  
G. Rear brake

H. Basket  
I. Front wheel  
J. Rear wheel  
K. Stroller bumper bar/  
Bassinette bumper bar  
L. Bassinet cover set


## To open the main chassis




## To assemble the link brake



## To assemble the rear wheels



## To assemble the front wheels



## To assemble the bassinet cover set



## To assemble the bassinet




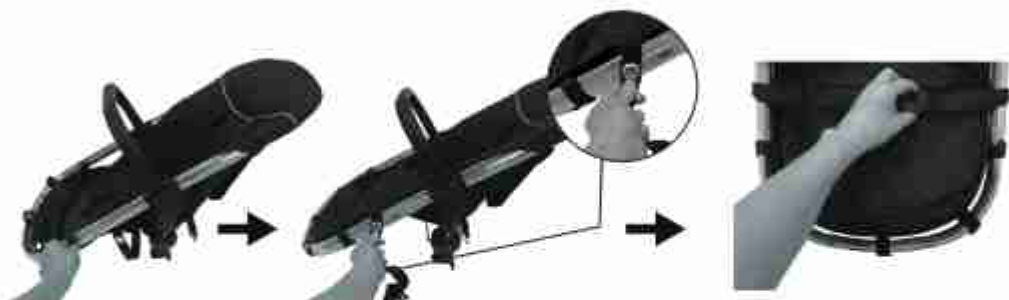
## To remove the bassinet



## To assemble the seat unit cover



\* The rivet side  
is at bottom




\* Place the silver ring over the pin on both sides and  
connect the clip at the back of the frame

## To assemble the canopy



## To adjust the handle height position



## To adjust the seat unit recline position





## To reverse the seat unit



## To adjust the brake system



\* step down to lock and reverse to release

## To adjust the front wheels



lock



release

## To assemble the seat cushion



\* double-sided seat cushion



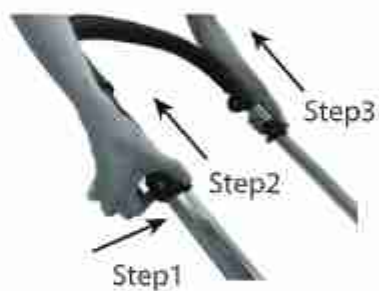
**To assemble the foot cover**



## To fold the stroller



\* adjusting the front wheels to swivel position



\* press the button and lift up to release the 2nd safety lock to fold



## To assemble the infant car seat



\* car seat has to be assembled rearward facing

## To remove the infant car seat



\* make the infant car seat carry handle upright to release

## **SAFETY HINTS\INSTRUCTIONS OF USE \WARRANTY & GAURANTEE GUIDELINES**

---

1.Please read this User Guide thoroughly before using this product. If you are not sure on any point in this guide please consult with the sales person whom sold you this product or contact Chelino on 0118352520. Our offices hours are Monday to Thursday from 9:00 am to 13:00 pm and 14:00 pm to 16:30 pm and Fridays from 9:00 am to 12:00 pm and 14:00 pm to 16:30 pm. Our offices are closed on Saturdays, Sundays, Public holidays and for three weeks during the December/ January festive season. We are situated at 12 Kimberlite Road, Theta Ext, Booyens Reserve, 2091, Johannesburg, Gauteng, RSA.

2.To avoid suffocation or swallowing or any other illness, please keep all packaging which have been removed from parts wrapped in the box away from infants, toddlers, children or any other living being. Please carefully dispose of the unwanted packaging once this product is fully assembled and you are satisfied with your purchase.

3.Please make sure that you are entirely satisfied with your purchase before removing the warning card attached to this product and before using this product. Once the warning card has been removed and if this product has been used we will not accept the return of this product.

4.If you are not entirely satisfied with this product purchased, please disassemble this product and re-pack it in the original packaging and return it to the store you purchased it from together with the proof of purchase. Depending on the stores policy, you will either be entitled to a replacement product, a credit voucher or a refund. This depends on the stores policies.

5.If you are not entirely satisfied with the assemble of this product or if you are not 100% sure that you have assembled this product correctly, please take this product back to the store you purchased it from and request for some assistance in checking if the assembly is correct or get this product assembled. Depending on the store's policy, there could be an extra charge for this service. Chelino will not take any responsibility if this product is incorrectly assembled thus causing any sort of injury to the user or the child. Alternatively you can contact Chelino directly on 0118352520, our offices hours are Monday to Thursday from 9:00 am to 13:00 pm and 14:00 to 16:30 pm and Fridays from 9:00 am to 12:00 pm and 14:00 pm to 16:30 pm. Our offices are closed on Saturdays, Sundays, Public holidays and for three weeks during the December/ January festive season. There is

a charge for the assembly of any product. If you require a Chelino representative to assemble this product you will have to bring this product to our offices which are situated at 12 Kimberlite Road, Theta Ext, Booyens Reserve, 2091, Johannesburg, Gauteng, RSA.

6. Please note, that any repair which will need to be made to this product must be done at the Chelino workshop which is situated at 12 Kimberlite Road, Theta Ext, Booyens Reserve, 2091, Johannesburg, Gauteng, RSA. Our offices hours are Monday to Thursday from 9:00 am to 13:00 pm and 14:00 pm to 16:30 pm and Fridays from 9:00 am to 12:00 pm and 14:00 pm to 16:30 pm. Our offices are closed on Saturdays, Sundays, Public holidays and for three weeks during the December/ January festive season. We do not provide any loan\courtesy products while your product has been sent in for repairs. Chelino requires 7 working days to repair any product, but this lead time may vary depending on the transportation of the product too and from yourself. Once the warranty card is detached from this product and once this product is used even if used once and if there is a fault, this product will need to be sent to the Chelino Workshop for the repair and no refund\credit\exchange will be allowed. Only a Chelino representative can decide whether the product needs to be replaced\credited\exchanged.

7. Once you are satisfied with the assembly of this product and have read this instruction and agree to the terms stated and are ready to use this product, please ensure that all safety locks are engaged to ensure safe use of this product.

8. Please ensure that the child is always securely strapped into this product at all times. The seat belts must be properly adjusted to keep the child secured. If the seat belt is too loose the child could fall out thus causing injury. If the seat belts are too tight it will cause injury and aggravation to the child.

9. Never leave the child unattended or without parent\guardian supervision while in this product, as injury could be caused by other parties intentionally or unintentionally. This product can be knocked over and the child can be injured.

10. Never lift this product while the child is in it. This can cause this product to fold and thus causing injury to the child seated in this product. When confronted with a staircase, no matter how many steps there are, please use the alternatives such as an elevator\lift or ramp or remove the child from this product before using the staircase.

11. Never allow the child to stand on the seat of this product. This can cause



this product to fold and thus causing injury to the child. The child can also fall out of this product causing injury to him\herself. This can also cause damage to structure of this product.

12.This product is designed for the use of only one child. This product cannot accommodate more than one child.

13.Always engage the brake when you are not using this product. Please note, parent supervision. If the brake is not engaged properly the product will move.

14.Take special care when adjusting the backrest if the child is seated in this product. It is preferred to select the desired backrest position before seating the child this product.

15.Prevent and do not allow any child to climb into this product or hang onto the handle bars or any other part of this product. This imbalance of weight can cause this product to topple thus causing injury.

16.Do not hang or place any diaper bag or shopping bags or any other item over the handle bars or canopy of this product. This weight can cause damage to this product and also cause this product to fold or topple.

17.Storage trays\storage compartments\cup holders are there for convenience and are not suitable for holding large amounts of liquids (hot or cold) or heavy objects. These areas are also not waterproof or leak proof and spillage can occur.

18.The storage basket situated underneath the seat can hold a maximum weight of 2kgs. Do not place any items heavy than 3kgs and items which do not fit in this basket as this will hamper the performance of this product.

19.This product is fit to carry a child weighing no more than 22kgs.

20.This product was designed to be used on smooth surfaces and in average weather climates. Do not use this product on rough terrains and uneven surfaces and in extreme weather conditions. Using this product in the undesired terrains and weather conditions can cause serious damage to this product and to your child.

21.Chelino takes no responsibility and will not be held liable for any damage or injury caused by using this product or if this product is used for any other purposes other than its intended purpose.

22.Please note, there are no warranties or guarantee on any fabrics or sponge grip handles used on this product.



## DIMENSION INFO

---

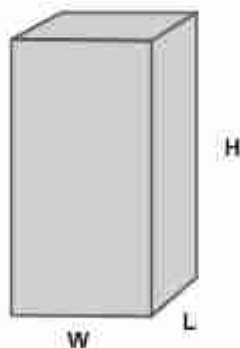


---

LENGTH	91 CM	FOLDABLE LENGTH	27 CM
WIDTH	59 CM	FOLDABLE WIDTH	59 CM
HEIGHT	110 CM	FOLDABLE HEIGHT	78 CM

---

WEIGHT 11.6 KGS



---

CARTON LENGTH	47.5 CM
CARTON WIDTH	30 CM
CARTON HEIGHT	84 CM

---





# ChelinoBaby®

Stores: ChelinoBaby – Ormonde – JHB  
ChelinoBaby – Fourways – JHB  
ChelinoBaby – Greenstone – JHB  
ChelinoBaby – Menlyn – Pretoria  
ChelinoBaby – Kolonnade – Pretoria  
ChelinoBaby – Centurion – Pretoria  
ChelinoBaby – Gateway – Durban  
ChelinoBaby – Online – [www.chelinobaby.co.za](http://www.chelinobaby.co.za)



Imported for :  
ChelinoBaby Group of Companies.  
No. 12 Kimberlite Road ,  
Theta Ext 5, Booyens Reserve , JHB , 2091. SA.  
Tel: +2711 8352520  
Info: [info@chelinoplatinum.co.za](mailto:info@chelinoplatinum.co.za)