



Jafim Imports CC T/A Anchor International
No.12 Kimberlite Road, Theta Ext 5, Booyens Reserve,
Johannesburg 2091, South Africa
+2711 835 2520

www.chelinobaby.co.za



Please read this owner's manual carefully and keep it in a safe place.

Owner's
Manual

TICO TWIN

Dear Customer,

Thank you for purchasing your new chelino stroller. We are pleased that you have chosen this product and hope you will be completely satisfied with the service you receive from this item. We advise you to read the instructions BEFORE assembly and USE of the product, then KEEP THEM IN A SAFE PLACE FOR FUTURE USE. Failure to read instructions carefully can jeopardize the safety of your child. Careful attention to the care instructions of the stroller will enable long and trouble free use of your new purchase.

In the event your chelino product requires repair, please contact us. Our Consumer Services department will provide you the proper steps to ensure the fastest remedy to your problem.

Sincerely,

Jafim Imports CC T/A Anchor International

No.12 Kimberlite Road, Theta Ext 5, Booyens Reserve,

Johannesburg 2091, South Africa

+2711 835 2520

www.chelinobaby.co.za

Care & Maintenance

AVOID SERIOUS INJURY; PLEASE DO A ROUTINE MAINTAINANCE INSPECTION.

1. Never force any folding or adjustable parts.
2. Ensure that all the devices are correctly engaged before use.
3. Regularly lubricate all moving parts with silicon spray only.
4. To clean plastic or cloth surface, use lukewarm water with mild detergent only. To clean metal surface, wipe clean with soft, damp cloth. Do not use abrasives or solvents.
5. Do not keep the stroller in a damp, cold or hot place.
6. Please do not leave your stroller outside unprotected.
7. Check the folding lock when not using.
8. Regularly check unit to ensure no parts are loose or broken.
9. Packages placed on stroller may cause stroller to become unstable.

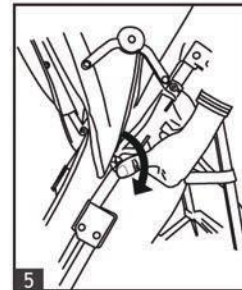
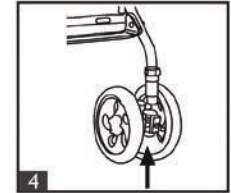
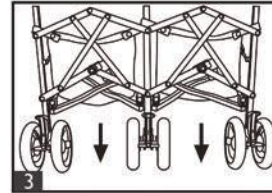
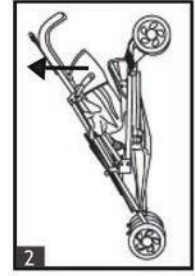
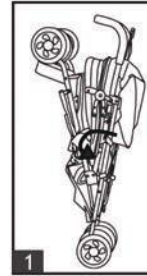
How to use and fold the baby stroller

WARNING: Adult assembly required, keep children away when folding and unfolding the stroller.

1. Release the folding lock as seen in figure 1.
2. Unfold the stroller as seen in figure 2.
3. Press down on both frames until the joints are completely engaged. See figure 3.
4. Install the front wheels. See figure 4.

WARNING: Before using stroller make sure that wheels are correctly inserted.

5. Snap on the canopy. See figure 5.
6. Adjust the footrest to a comfortable position. See figure 6.



WARNING: Always make sure that stroller is correctly open before use.

7. Fitting the harness

Avoid serious injury from falling or sliding out. Always use seat belt. After fastening buckles, adjust belts to get a snug fit around your child. Always use the crotch strap in combination with the waist belt

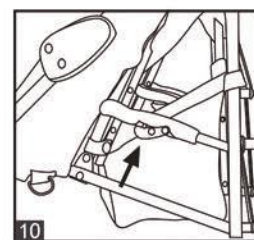
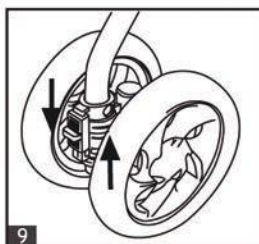
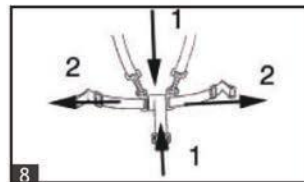
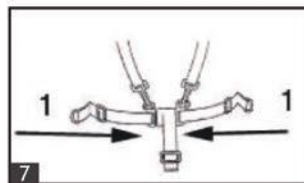
To attach the harness

Insert both fasteners securely into the clasp. See figure 7. Adjust each strap length as needed.

To undo the harness

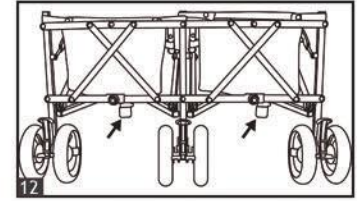
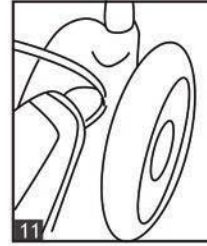
Press the fastener buckles and pull apart. See figure 8.

8. Push tab down to prevent wheel from swiveling. Lift tab up to allow wheel to swivel. See figure 9.
9. Press down tab to adjust backrest to desired position. See figure 10.

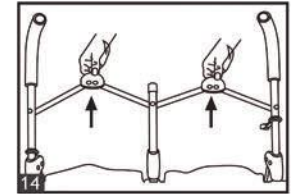
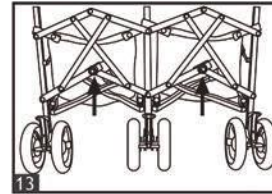


10. Press brake tab down to lock wheel or lift brake tab up to release wheel. See figure 11.

WARNING: Always lock wheels when the stroller is stationary and the baby is in the stroller.



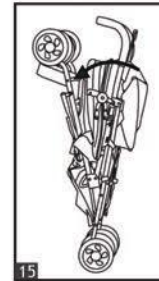
11. Release the lock: kick the lever backward and then lift up by foot, at that time press the second safety lock see figure 12 and 13



12. Release top joint as in figure 14.

13. Push the handbar towards the front wheels which are locked. See figure 15.

WARNING: Never open or close the stroller while baby is in the stroller.



SAFETY HINTS \ INSTRUCTIONS OF USE \ WARRANTY & GAURANTEE GUIDELINES

1. Please read this User Guide thoroughly before using this product. If you are not sure on any point in this guide please consult with the sales person whom sold you this product or contact Chelino on 0118352520. Our offices hours are Monday to Thursday from 9:00 am to 13:00 pm and 14:00 pm to 16:30 pm and Fridays from 9:00 am to 12:00 pm and 14:00 pm to 16:30 pm. Our offices are closed on Saturdays, Sundays, Public holidays and for three weeks during the December/ January festive season. We are situated at 12 Kimberlite Road, Theta Ext, Booyens Reserve, 2091, Johannesburg, Gauteng, RSA.
2. To avoid suffocation or swallowing or any other illness, please keep all packaging which have been removed from parts wrapped in the box away from infants, toddlers, children or any other living being. Please carefully dispose of the unwanted packaging once this product is fully assembled and you are satisfied with your purchase.
3. Please make sure that you are entirely satisfied with your purchase before removing the warning card attached to this product and before using this product. Once the warning card has been removed and if this product has been used we will not accept the return of this product.
4. If you are not entirely satisfied with this product purchased, please disassemble this product and re-pack it in the original packaging and return it to the store you purchased it from together with the proof of purchase. Depending on the stores policy, you will either be entitled to a replacement product, a credit voucher or a refund. This depends on the stores policies.
5. If you are not entirely satisfied with the assemble of this product or if you are not 100% sure that you have assembled this product correctly, please take this product back to the store you purchased it from and request for some assistance in checking if the assembly is correct or get this product assembled. Depending on the store's policy, there could be an extra charge for this service. Chelino will not take any responsibility if this product is incorrectly assembled thus causing any sort of injury to the user or the child. Alternatively you can contact Chelino directly on 0118352520, our offices hours are Monday to Thursday from 9:00 am to 13:00 pm and 14:00 to 16:30 pm and Fridays from 9:00 am to 12:00 pm and 14:00 pm to 16:30 pm. Our offices are closed on Saturdays,

5.Sundays, Public holidays and for three weeks during the December/ January festive season. There is a charge for the assembly of any product. If you require a Chelino representative to assemble this product you will have to bring this product to our offices which are situated at 12 Kimberlite Road, Theta Ext, Booyens Reserve, 2091, Johannesburg, Gauteng, RSA.

6.Please note, that any repair which will needs to be made to this product must be done at the Chelino workshop which is situated at 12 Kimberlite Road, Theta Ext, Booyens Reserve, 2091, Johannesburg, Gauteng, RSA. Our offices hours are Monday to Thursday from 9:00 am to 13:00 pm and 14:00 pm to 16:30 pm and Fridays from 9:00 am to 12:00 pm and 14:00 pm to 16:30 pm. Our offices are closed on Saturdays, Sundays, Public holidays and for three weeks during the December/ January festive season. We do not provide any loan\courtesy products while your product has been sent in for repairs. Chelino requires 7 working days to repair any product, but this lead time may vary depending on the transportation of the product too and from yourself. Once the warranty card is detached from this product and once this product is used even if used once and if there is a fault, this product will need to be sent to the Chelino Workshop for the repair and no refund\credit\exchange will be allowed. Only a Chelino representative can decide whether the product needs to be replaced\credited\exchanged.

7.Once you are satisfied with the assembly of this product and have read this instruction and agree to the terms stated and are ready to use this product, please ensure that all safety locks are engaged to ensure safe use of this product..

8. Please ensure that the child is always securely strapped into this product at all times. The seat belts must be properly adjusted to keep the child secured. If the seat belt is too loose the child could fall out thus causing injury. If the seat belts are too tight it will cause injury and aggravation to the child.

9.Never leave the child unattended or without parent\guardian supervision while in this product, as injury could be caused by other parties intentionally or unintentionally. This product can be knocked over and the child can be injured.

10. Never lift this product while the child is in it. This can cause this product to fold and thus causing injury to the child seated in this product. When confronted with a staircase, no matter how many steps there are, please use the alternatives such as an elevator lift or ramp or remove the child from this product before using the staircase.
11. Never allow the child to stand on the seat of this product. This can cause this product to fold and thus causing injury to the child. The child can also fall out of this product causing injury to him\herself. This can also cause damage to structure of this product.
12. Always engage the brake when you are not using this product. Please note, by applying the brake one still cannot leave the child unattended and without parent supervision. If the brake is not engaged properly the product will move.
13. Take special care when adjusting the backrest if the child is seated in this product. It is preferred to select the desired backrest position before seating the child this product.
14. Prevent and do not allow any child to climb into this product or hang onto the handle bars or any other part of this product. This imbalance of weight can cause this product to topple thus causing injury.
15. Do not hang or place any diaper bag or shopping bags or any other item over the handle bars or canopy of this product. This weight can cause damage to this product and also cause this product to fold or topple.
16. Storage trays\storage compartments\cup holders are there for convenience and are not suitable for holding large amounts of liquids (hot or cold) or heavy objects. These areas are also not waterproof or leak proof and spillage can occur.
17. The storage basket situated underneath the seat can hold a maximum weight of 2.5kgs. Do not place any items heavy than 2.5kgs and items which do not fit in this basket as this will hamper the performance of this product.
18. This product is fit to carry a child weighing no more than 18kgs per child.

19.This product was designed to be used on smooth surfaces and in average weather climates. Do not use this product on rough terrains and uneven surfaces and in extreme weather conditions. Using this product in the undesired terrains and weather conditions can cause serious damage to this product and to your child.

20.Chelino takes no responsibility and will not be held liable for any damage or injury caused by using this product or if this product is used for any other purposes other than its intended purpose

21.Please note, there are no warranties or guarantee on any fabrics or sponge grip handles used on this product.