

# ChelinoBaby®

Stores: ChelinoBaby – Ormonde - JHB  
 ChelinoBaby – Fourways – JHB  
 ChelinoBaby – Menlyn – Pretoria  
 ChelinoBaby – Kolonnade-Pretoria  
 ChelinoBaby – Gateway - Durban  
 ChelinoBaby – Online –www.chelinobaby.co.za



Imported for :

Chelino Baby Group of Companies  
 No. 12 Kimberlite Road, Theta Ext 5,  
 Booyens Reserve, JHB, 2091 S.A.  
 Tel: +27 11 8352520  
 Info: info@chelino.co.za



## VIVO CAMO COT Instruction for use



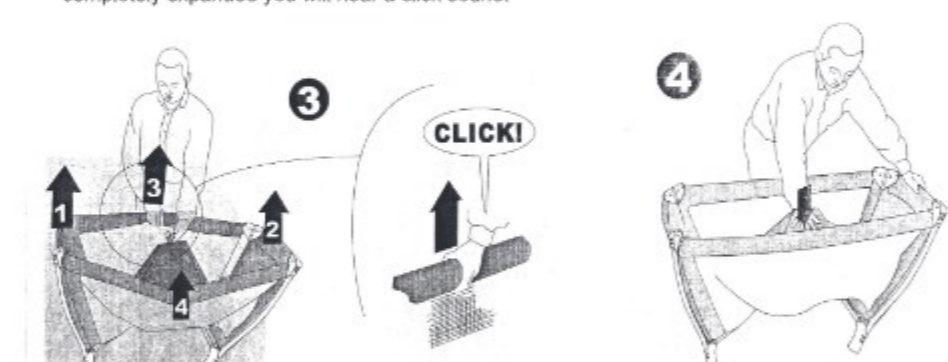
**IMPORTANT :**  
 Read the instructions carefully before use and keep them for future reference.  
 The child may be hurt if you do not follow the instructions.

ChelinoBaby Group of Companies  
 No. 12 Kimberlite Road , Theta Ext 5 ,  
 Booyens Reserve , JHB , 2091. SA.



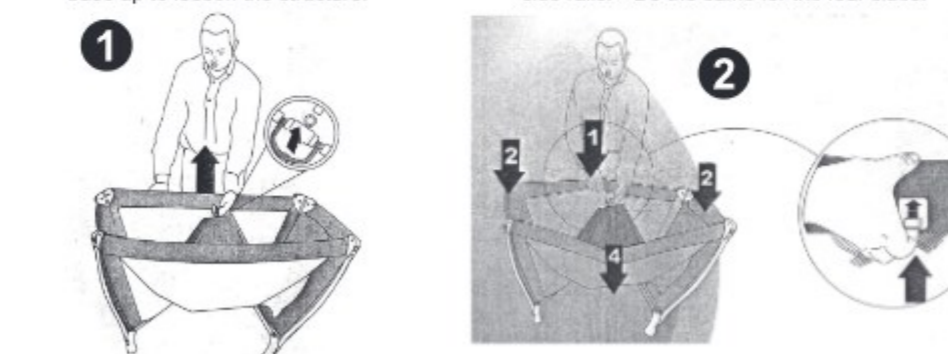
### Installing the camp cot :

1. Place the camp cot vertically and open the three nylon sticking belts.
2. Unfold the mattress pad used for the base plates.
3. Draw upward the four side rails separately, starting with the short sides first and lift the middle joint up to completely expand it. When completely expanded you will hear a click sound.
4. Completely flatten the middle parts in the centre of the camp cot completely flatten the middle parts of the side rail tubes.



### Folding the camp cot :

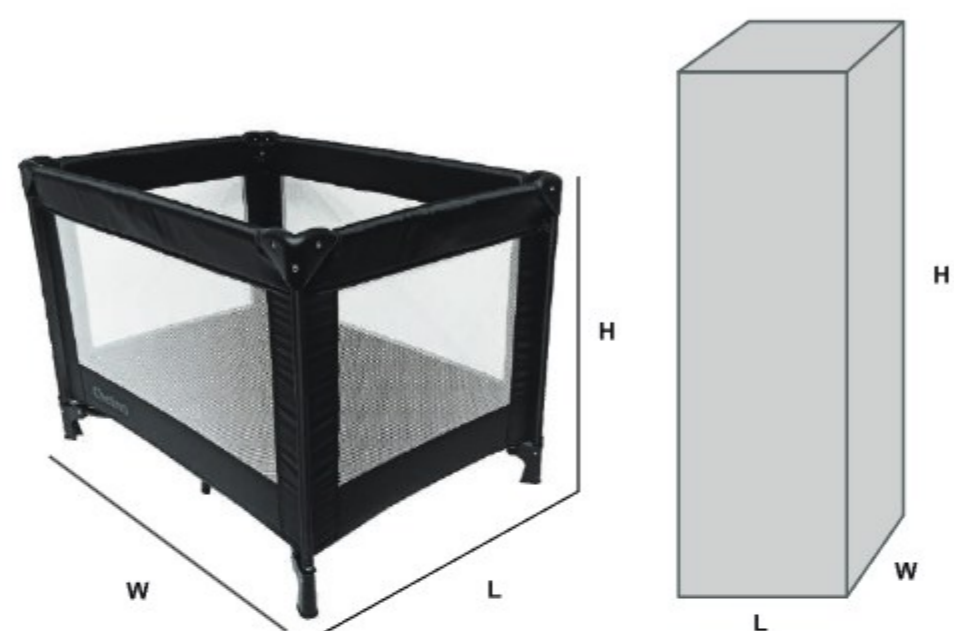
1. Pull the plastic lock on the bottom base up to loosen the structure.
2. Hold the plastic lock up, then push downward the side rails. Do the same for the four sides.



3. Draw together all four corners of the camp cot.
4. Insert the second level inside the camp cot and place the accessory on the two sides of the camp cot.
5. Place the camp cot on the mattress and wrap up the camp cot with the mattress and fasten together with Velcro straps.
6. Place the camp cot into the travel bag and zip up.



### DIMENSION INFO



|        |          |               |         |
|--------|----------|---------------|---------|
| LENGTH | 99 CM    | CARTON LENGTH | 19.8 CM |
| WIDTH  | 69 CM    | CARTON WIDTH  | 19 CM   |
| HEIGHT | 69 CM    | CARTON HEIGHT | 69.5 CM |
| WEIGHT | 6.56 KGS |               |         |

### SAFETY HINTS \ INSTRUCTIONS OF USE \ WARRANTY & GAURANTEE GUIDELINES

1. Please read this User Guide thoroughly before using this product. If you are not sure on any point in this guide please consult with the sales person whom sold you this product or contact Chelino on 0118352520. Our offices hours are Monday to Thursday from 9:00 am to 13:00 pm and 14:00 pm to 16:30 pm and Fridays from 9:00 am to 12:00 pm and 14:00 pm to 16:30 pm. Our offices are closed on Saturdays, Sundays, Public holidays and for three weeks during the December/ January festive season. We are situated at 12 Kimberlite Road, Theta Ext, Booyens Reserve, 2091, Johannesburg, Gauteng, RSA.
2. To avoid suffocation or swallowing or any other illness, please keep all packaging which have been removed from parts wrapped in the box away from infants, toddlers, children or any other living being. Please carefully dispose of the unwanted packaging once this product is fully assembled and you are satisfied with your purchase.
3. Please make sure that you are entirely satisfied with your purchase before removing the warning card attached to this product and before using this product. Once the warning card has been removed and if this product has been used we will not accept the return of this product.
4. If you are not entirely satisfied with this product purchased, please disassemble this product and re-pack it in the original packaging and return it to the store you purchased it from together with the proof of purchase. Depending on the stores policy, you will either be entitled to a replacement product, a credit voucher or a refund. This depends on the stores policies.
5. If you are not entirely satisfied with the assemble of this product or if you are not 100% sure that you have assembled this product correctly, please take this product back to the store you purchased it from and request for some assistance in checking if the assembly is correct or get this product assembled. Depending on the store's policy, there could be an extra charge for this service. Chelino will not take any responsibility if this product is incorrectly assembled thus causing any sort of injury to the user or the child. Alternatively you can contact Chelino directly on 0118352520, our offices hours are Monday to Thursday from 9:00 am to 13:00 pm and 14:00 to 16:30 pm and Fridays from 9:00 am to 12:00 pm and 14:00 pm to 16:30 pm. Our offices are closed on Saturdays, Sundays, Public holidays and for three weeks during the December/ January festive season. There is a charge for the assembly of any product. If you require a Chelino representative to assemble this product you will have to bring this product to our offices which are situated at 12 Kimberlite Road, Theta Ext, Booyens Reserve, 2091, Johannesburg, Gauteng, RSA.

6. Please note, that any repair which will needs to be made to this product must be done at the Chelino workshop which is situated at 12 Kimberlite Road, Theta Ext, Booyens Reserve, 2091, Johannesburg, Gauteng, RSA. Our offices hours are Monday to Thursday from 9:00 am to 13:00 pm and 14:00 pm to 16:30 pm and Fridays from 9:00 am to 12:00 pm and 14:00 pm to 16:30 pm. Our offices are closed on Saturdays, Sundays, Public holidays and for three weeks during the December/ January festive season. We do not provide any loan/courtesy products while your product has been sent in for repairs. Chelino requires 7 working days to repair any product, but this lead time may vary depending on the transportation of the product too and from yourself. Once the warranty card is detached from this product and once this product is used even if used once and if there is a fault, this product will need to be sent to the Chelino Workshop for the repair and no refund/credit/exchange will be allowed. Only a Chelino representative can decide whether the product needs to be replaced/credited/exchanged.
7. Once you are satisfied with the assembly of this product and have read this instruction and agree to the terms stated and are ready to use this product, please ensure that all safety locks are engaged to ensure safe use of this product.
8. Never leave the child unattended or without parent/guardian supervision while in this product, as injury could be caused by other parties intentionally or unintentionally.
9. Never lift or wheel this product while the child is in it. This can cause this product to fold and thus causing injury to the child seated in this product. When confronted with a staircase, no matter how many steps there are, please use the alternatives or remove the child from this product before using the staircase.
10. This product including rails must be fully erected prior to use. Rails must be locked in the upright position.
11. Make sure latches are secure.
12. Do not use this product if the enclosed or attached assembly cannot be strictly adhered to. Do not place cords, straps or similar items that would harm the child. Ensure that the sides are properly latched or locked in place when this product is in use.
13. Do not suspend strings over this product or attach strings to the toy bar.
14. Do not place pads or other objects inside this product that may assist the child in climbing out.
15. Do not use this product if the child is able to climb out unaided or is taller than 89cm, the recommended period for use of this product is for a child under 14kg or less.
16. Never allow the child to stand on the bassinette of this product. This can cause this product to fall over thus causing injury to the child. If the child is able to lift itself up drop the bassinette to the lower level.
17. Do not place this product near to a window where cords from blinds or drapes can strangle a child.

18. Do not use this product if any parts are broken, torn or missing.
19. Do not use a water mattress in this product.
20. Never use plastic bags or cellophane as a mattress cover. This can cause suffocation.
21. This product is designed for the use of only one child. This product cannot accommodate more than one child.
22. Always engage the brake when you are not using this product. Please note, by applying the brake one still cannot leave the child unattended and without parent supervision. If the brake is not engaged properly the product will move.
23. Nappy changers are designed for children up to the weight of 9kg, please do not use the changer for a child over 9kg as this will cause damage to the product and cause injury to the child.
24. Prevent and do not allow any child to climb on to any part of this product. This imbalance of weight can cause this product to topple thus causing injury.
25. Storage compartments are there for convenience and are not suitable for holding large or heavy objects. These areas are also not waterproof or leak proof and spillage can occur.
26. If this product is provided with a mosquito net, please ensure that it is correctly fitted to avoid suffocation.
27. Chelino takes no responsibility and will not be held liable for any damage or injury caused by using this product or if this product is used for any other purposes other than its intended purpose.
28. Please note, there are no warranties or guarantee on any fabric or on the mobile units of this product.



# ChelinoBaby®

Stores: ChelinoBaby – Ormonde - JHB  
ChelinoBaby – Fourways – JHB  
ChelinoBaby – Menlyn – Pretoria  
ChelinoBaby – Kolonnade-Pretoria  
ChelinoBaby – Gateway - Durban  
ChelinoBaby – Online – [www.chelinobaby.co.za](http://www.chelinobaby.co.za)



Imported for :

Chelino Baby Group of Companies  
No. 12 Kimberlite Road, Theta Ext 5,  
Booyens Reserve, JHB, 2091 S.A.  
Tel: +27 11 8352520  
Info: [info@chelino.co.za](mailto:info@chelino.co.za)

# Chelino

## VIVO CAMO COT Instruction for use



### IMPORTANT :

Read the instructions carefully before use and keep them for future reference.  
The child may be hurt if you do not follow the instructions.

ChelinoBaby Group of Companies  
No. 12 Kimberlite Road , Theta Ext 5 ,  
Booyens Reserve , JHB , 2091. SA.

